

Web Design Trends 2023

The web design landscape is evolving with exciting trends that you shouldn't miss.

Here are five trends to keep your eye on.



Lovedeep Kaur

Digital Marketer | Web Designer

Swipe →

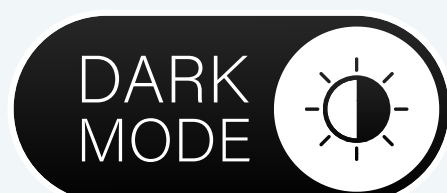


Dark Mode

Dark mode isn't just easy on the eyes; it's a trend that's here to stay. It not only looks sleek but also conserves energy on OLED screens, making it eco-friendly.

Embrace the dark side for a modern and visually pleasing experience.

- **Color Scheme:** Use dark, high-contrast color schemes that are easy on the eyes and visually appealing.
- **Toggle Switch:** Implement a toggle switch to allow users to switch between light and dark modes.
- **Consistency:** Ensure consistency in design elements when switching modes, such as text size and image quality.



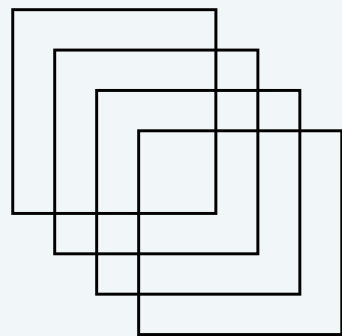
Swipe →

2

Minimalism and White Space

Minimalism is all about decluttering and letting content shine. Clean lines, ample white space, and simple navigation create an elegant and user-friendly environment. It's the ultimate antidote to digital noise.

- **Whitespace:** Incorporate ample whitespace to reduce clutter and create a sense of openness.
- **Clear Navigation:** Simplify navigation menus and use intuitive icons for a clean, user-friendly experience.
- **Typography:** Choose legible and minimalist fonts for a professional look.



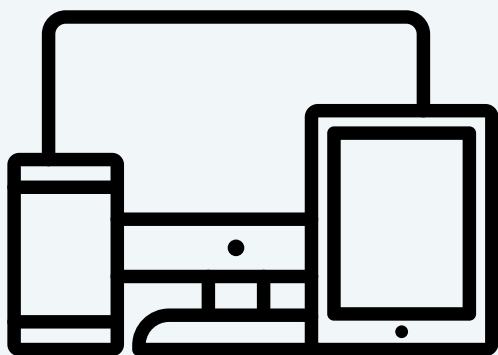
Swipe →

3

Responsive Microinteractions

With mobile users on the rise, responsive design is non-negotiable. Your website should adapt seamlessly to various screen sizes, ensuring an exceptional user experience on all devices. Be where your audience is!

- **Mobile-First Design:** Start with mobile design and progressively enhance for larger screens.
- **Media Queries:** Use CSS media queries to adjust layout and content based on screen size.
- **Test Across Devices:** Regularly test your website on various devices and browsers to ensure compatibility.



Swipe →

4

Immersive Storytelling

We're moving beyond static content. Websites are now immersive storytelling platforms. Engage your visitors with interactive experiences, 3D visuals, and parallax scrolling. It's time to captivate your audience.

- **Visual Storytelling:** Use multimedia elements like videos, animations, and high-quality images to engage users.
- **Scrolling Effects:** Implement parallax scrolling and scrolling animations to create a dynamic user experience.
- **Interactive Elements:** Include interactive elements like quizzes, polls, or clickable infographics to involve users.


Swipe →

5

AI-Powered Personalization

Artificial intelligence works like wizardry to offer personalized experiences. From product recommendations to content suggestions, AI tailors the user experience for individuals.

- **User Data Analysis:** Utilize AI to analyze user behavior and preferences, collecting data on their interactions with your website.
- **Recommendation Engines:** Implement recommendation engines that suggest products, content, or services based on user history and preferences.
- **Dynamic Content:** Use AI to dynamically customize content, headlines, and calls to action for each user, creating a personalized experience that resonates.



Swipe →

Thank you for reading.



Repost

if you found this helpful.

Follow @ilovedeepkaur for more web design and digital marketing insights!

